





2017 National Clubs WAG L6 Day 2

Team Results Level 6 Yellow Day 2

Women / 6
Session: 01Y,02Y,03Y

Sep 22-29, 2017





Rank	Gym	Team	Score				
1	Waverley Gymnastics Club	WA1	116.275	29.050 2T	29.725 1	28.625 2	28.875 1
2	Delta Gymnastics Brisbane	DG1	115.750	29.300 1	28.725 3	28.925 1	28.800 2
3	Gold Coast Gymnastics Club	GC1	114.225	29.050 2T	28.925 2	27.950 4	28.300 6
4	Southport Gymnastics Club	SG1	113.500	28.700 4	27.975 4	28.350 3	28.475 3T
5	Wollongong City Gymnastics	WC1	111.775	27.850 11	27.625 7	27.900 5	28.400 5
6	MLC Gymnastics	ML1	110.800	28.200 8T	26.925 11T	27.200 9	28.475 3T
7	MYC Gymnastics	MY1	110.750	28.350 6	27.500 8	26.950 13	27.950 8
8	Niddrie Gymnastics	NG1	110.700	28.250 7	27.750 6	27.075 11	27.625 11T
9	Sydney West Gymsports	SW1	110.500	28.600 5	27.875 5	26.150 14	27.875 9
10	Kingborough Sports Centre Gymnastics	KS1	110.275	28.150 10	27.250 9	27.350 6	27.525 13
11	Shire Gymnastics	SH1	109.575	28.200 8T	26.525 13	27.225 8	27.625 11T
12	Active Gymnastics	AG1	109.050	27.300 13	27.000 10	27.100 10	27.650 10
13	Jets Diamond Creek	JD1	108.700	27.150 14	26.400 14	26.975 12	28.175 7
14	Blackert Gymnastics Academy	BG1	107.475	27.400 12	26.925 11T	27.275 7	25.875 14

2017 National Clubs WAG L6 Day 2

Team Results Level 6 Green Day 2

Women / 6
Session: 01G,02G,03G

Sep 22-29, 2017

Rank	Gym	Team	Score				
	SCGC	SC1	109.000	26.950	26.925	27.375	27.750
	CCGC	CC1	108.875	27.950	27.200	26.175	27.550
	GEYM	GY1	108.775	26.400	27.575	27.200	27.600
	MWGC	MW1	108.275	27.300	27.575	26.550	26.850
	WOCG	WC2	107.825	26.800	27.225	26.600	27.200
	WVGC	WV1	105.600	26.750	24.775	27.375	26.700
	WELG	WL1	105.050	25.900	26.325	27.125	25.700
	KOGC	KO1	104.875	25.200	26.650	26.300	26.725
	CARG	CW1	104.050	26.650	26.500	25.125	25.775
	MLCG	ML2	103.350	25.600	25.000	26.500	26.250
	CHRY	CH1	103.100	25.600	25.475	26.200	25.825
	JEGD	JD2	102.500	25.550	24.975	25.400	26.575
	FLGC	FG1	102.175	25.200	25.375	25.575	26.025
	SYGC	SY1	101.450	25.400	23.725	26.350	25.975
	PULG	PG1	101.025	24.500	25.575	25.425	25.525