





# 2017 National Clubs Carnival WAG

## Team Results All Sessions Yellow

Women / 7  
Session: 01Y,02Y,03Y

Sep 22-29, 2017





Rank	Gym	Team	Score				
1	SCGC	SC1	<b>147.950</b>	35.600 1	37.650 1	37.400 2	37.300 1
2	SHGY	SH1	<b>147.150</b>	35.550 2	37.550 2	37.550 1	36.500 3
3	FLGC	FL1	<b>145.000</b>	34.800 4T	36.050 3	37.250 3	36.900 2
4	BLGA	BG1	<b>140.850</b>	34.900 3	33.750 9	36.850 4	35.350 4
5	KSCG	KS1	<b>139.250</b>	34.650 7	35.900 4	33.950 9	34.750 5
6	SOGC	SG1	<b>138.800</b>	34.700 6	34.950 6	35.350 5	33.800 6T
7	PRGA	PG1	<b>137.550</b>	34.800 4T	34.600 7	34.350 7	33.800 6T
8	MWGC	MWM	<b>135.100</b>	33.750 9T	33.100 11	34.700 6	33.550 8
9T	MLCG	ML2	<b>135.000</b>	34.200 8	34.250 8	33.350 11	33.200 10
9T	PITG	PG1	<b>135.000</b>	33.750 9T	33.700 10	34.250 8	33.300 9
11	DEGC	DE1	<b>134.600</b>	33.300 11	35.250 5	33.550 10	32.500 11
12	PLCS	PL2	<b>128.000</b>	32.850 13	32.550 12	31.400 12	31.200 12
13	SYGC	SG1	<b>124.400</b>	33.250 12	31.750 13	28.700 13	30.700 13

# 2017 National Clubs Carnival WAG

## Team Results All Sessions Green

Women / 7  
Session: 01G,02G,03G

Sep 22-29, 2017

Rank	Gym	Team	Score				
1	DEGB	DG1	<b>146.750</b>	36.500 1	34.950 3	37.350 1	37.950 2
2	MOYC	MY1	<b>146.650</b>	35.000 4T	36.200 1	36.650 2	38.800 1
3	PRGA	PG2	<b>145.050</b>	35.900 2	36.050 2	35.600 6	37.500 3
4	GRGC	GR1	<b>142.900</b>	34.850 6	34.650 4	36.000 3	37.400 4T
5	MLCG	ML1	<b>142.750</b>	35.200 3	34.500 5	35.650 5	37.400 4T
6	WOCG	WG1	<b>140.300</b>	34.050 9	33.700 7	35.750 4	36.800 6
7	MWGC	MWW	<b>136.550</b>	33.500 10	32.950 8	35.400 7T	34.700 10
8	JEGG	JG1	<b>136.400</b>	35.000 4T	30.900 10	34.650 9	35.850 7
9	NDGC	ND1	<b>133.300</b>	34.400 7	30.400 11	33.400 11	35.100 9
10	KOGC	KG1	<b>132.800</b>	33.100 12	31.500 9	34.050 10	34.150 11
11T	WAGC	WG1	<b>129.750</b>	34.350 8	34.300 6	35.400 7T	25.700 12
11T	PLCS	PL1	<b>129.750</b>	33.200 11	28.650 12	32.550 12	35.350 8