





2017 National Clubs Carnival WAG

Team Results Level 8

Women / 8
Session: 04Y,05Y,06Y,07Y

Sep 22-29, 2017

Rank	Gym	Team	Score				
1	DEGB	DG1	151.000	40.050 1	36.350 3	35.900 1	38.700 1
2	GCGC	GC1	149.600	39.550 2	35.550 6	35.850 2	38.650 2
3	MOYC	MY1	145.850	38.600 3	35.650 5	33.850 8	37.750 3
4	CCGC	CC1	145.000	37.450 6	35.300 7	35.000 4	37.250 4
5	MWGC	MW1	144.650	38.150 4	37.550 1	32.850 9	36.100 12
6	SCGC	SC1	143.400	34.550 16	37.350 2	34.850 5	36.650 6
7	PRGA	PG1	141.950	35.250 13	34.750 8	35.500 3	36.450 10
8	NIGC	NG1	141.900	36.350 10	34.650 9	34.400 7	36.500 8T
9	WOCG	WC1	139.950	36.950 9	33.400 12T	32.700 11	36.900 5
10	WVGC	WV1	139.600	37.200 8	32.250 14	34.450 6	35.700 13
11	SHGY	SG1	138.400	36.200 11	34.350 10	31.300 12	36.550 7
12	KSCG	KS1	136.250	35.150 14	34.100 11	32.750 10	34.250 16
13	GRGC	GR1	136.150	35.600 12	35.950 4	28.450 17	36.150 11
14	AAGA	AA1	136.050	38.050 5	33.400 12T	29.200 14	35.400 15
15	MLCG	ML1	130.750	34.600 15	30.850 16	28.800 16	36.500 8T
16	PLCS	PL1	130.250	33.000 17	31.100 15	30.600 13	35.550 14
17	KOGC	KG1	128.950	37.250 7	30.100 17	28.900 15	32.700 17