

2017 National Clubs Carnival WAG Day 2





Meet Results Level 10 Day 1 & Day 2

Sep 22-29, 2017

Women / 10

Session: All

Judge's Signatures





Rank	Num	Name/Gym						AA
1	645	Lauren PENGELLY MLCG	Prelims Finals	13.100 13.000	13.250 12.750	13.750 13.100	14.000 13.650	54.100 52.500
				Combined Total: 106.600				
2	642	Olivia BURNETT MLCG	Prelims Finals	13.300 13.850	12.950 12.250	12.700 14.450	13.300 13.350	52.250 53.900
				Combined Total: 106.150				
3	906	Georgia KEANE SCGC	Prelims Finals	13.800 14.200	13.650 13.000	10.550 13.100	13.650 13.800	51.650 54.100
				Combined Total: 105.750				
4	394	Edan SHORTEN BLGA	Prelims Finals	12.350 13.350	13.550 12.850	12.400 13.250	13.250 13.100	51.550 52.550
				Combined Total: 104.100				
5	458	Christine CROSS DEGB	Prelims Finals	12.150 12.200	13.650 13.000	13.700 12.350	13.000 13.200	52.500 50.750
				Combined Total: 103.250				
6	809	Anna ROWE SOGC	Prelims Finals	12.600 12.400	12.500 11.300	13.550 13.300	13.100 13.600	51.750 50.600
				Combined Total: 102.350				
7	392	Jorgie HILLS BLGA	Prelims Finals	12.600 13.200	11.800 11.650	13.400 13.900	11.900 13.300	49.700 52.050
				Combined Total: 101.750				
8	463	Isabelle MUSGRAVE DEGB	Prelims Finals	13.350 13.650	12.450 11.750	11.550 12.700	13.100 12.900	50.450 51.000
				Combined Total: 101.450				
9	460	Zoe HARDEN DEGB	Prelims Finals	13.600 13.900	11.700 10.200	12.500 13.150	12.550 13.200	50.350 50.450
				Combined Total: 100.800				
10	687	Isla RUSSELL MOYC	Prelims Finals	12.350 12.400	12.300 11.700	12.650 12.850	12.800 13.600	50.100 50.550
				Combined Total: 100.650				
11	905	Zoe EVANS SCGC	Prelims Finals	12.750 13.400	13.150 12.200	10.650 12.400	13.850 11.900	50.400 49.900
				Combined Total: 100.300				
12	684	Hannah CLYNES MOYC	Prelims Finals	13.500 13.700	12.650 12.000	11.750 12.100	12.100 12.450	50.000 50.250
				Combined Total: 100.250				
13	524	Racheal GRAHAM GCGC	Prelims Finals	12.050 13.350	12.450 13.250	13.050 12.000	11.700 12.350	49.250 50.950
				Combined Total: 100.200				
14	688	Kianne WELLS MOYC	Prelims Finals	13.650 13.850	9.600 10.900	12.400 12.600	13.500 13.400	49.150 50.750
				Combined Total: 99.900				

2017 National Clubs Carnival WAG Day 2

Meet Results Level 10 Day 1 & Day 2

Women / 10
Session: All

Sep 22-29, 2017





Rank	Num	Name/Gym						AA
15	572	Eleanor HIGGINBOTHAM KSCG	Prelims	12.900	12.100	12.800	12.500	50.300
			Finals	13.300	10.750	11.350	12.800	48.200
				Combined Total:				98.500
16	644	Madeleine MITRA MLCG	Prelims	12.500	11.900	11.650	12.150	48.200
			Finals	13.300	11.300	12.400	12.850	49.850
				Combined Total:				98.050
17	767	Brigit MCMAHON PRGA	Prelims	13.050	12.750	10.650	12.750	49.200
			Finals	13.600	10.400	10.900	12.700	47.600
				Combined Total:				96.800
18	643	Miranda DELANEY MLCG	Prelims	11.600	11.850	12.850	12.400	48.700
			Finals	11.950	11.100	12.500	12.350	47.900
				Combined Total:				96.600
19	807	Isabel CARRASCO SOGC	Prelims	12.250	11.450	12.350	12.350	48.400
			Finals	12.850	10.150	12.700	12.000	47.700
				Combined Total:				96.100
20	835	Grace GILL WAGC	Prelims	13.300	12.800	9.050	12.050	47.200
			Finals	13.000	12.600	10.650	12.500	48.750
				Combined Total:				95.950
21	411	Tiasha URSINO CCGC	Prelims	11.500	12.700	13.050	11.550	48.800
			Finals	12.100	10.500	13.300	11.150	47.050
				Combined Total:				95.850
22	409	Tahlia GEE CCGC	Prelims	12.900	10.500	12.100	12.650	48.150
			Finals	13.550	10.400	11.400	12.300	47.650
				Combined Total:				95.800
23	523	Courtney CREGTEN GCGC	Prelims	12.200	11.000	12.550	11.900	47.650
			Finals	13.200	10.200	12.250	12.300	47.950
				Combined Total:				95.600
24	412	Zoe WEST CCGC	Prelims	12.500	13.100	10.450	12.150	48.200
			Finals	13.350	10.250	11.450	12.200	47.250
				Combined Total:				95.450
25	462	Jemma MOLO DEGB	Prelims	12.800	11.100	11.750	12.000	47.650
			Finals	13.500	10.200	12.050	11.950	47.700
				Combined Total:				95.350
26	908	Anneke STEVENS SCGC	Prelims	12.800	12.450	12.700	9.950	47.900
			Finals	13.300	10.750	11.150	12.000	47.200
				Combined Total:				95.100
27	836	Sophie HUNTER WAGC	Prelims	12.450	11.850	11.650	11.800	47.750
			Finals	11.700	10.800	12.600	11.700	46.800
				Combined Total:				94.550
28	889	Georgia MCDERMOTT WAGC	Prelims	11.450	9.650	12.500	11.800	45.400
			Finals	12.600	11.100	13.050	12.100	48.850
				Combined Total:				94.250

2017 National Clubs Carnival WAG Day 2

Meet Results Level 10 Day 1 & Day 2

Women / 10
Session: All

Sep 22-29, 2017





Rank	Num	Name/Gym						AA
29	570	Sophie DELANY KSCG	Prelims	11.750	12.200	11.850	11.700	47.500
			Finals	12.700	11.150	10.800	11.800	46.450
				Combined Total:				93.950
30	907	Minski QUAYLE SCGC	Prelims	12.550	10.600	11.650	12.400	47.200
			Finals	13.200	9.850	10.700	12.650	46.400
				Combined Total:				93.600
31	647	Lisa-Nadine TAN MLCG	Prelims	11.200	11.250	11.650	11.700	45.800
			Finals	11.750	10.200	14.200	11.600	47.750
				Combined Total:				93.550
32	975	Tahlia WINTER-WEIDNER FLGC	Prelims	12.750	9.100	10.750	11.950	44.550
			Finals	13.000	11.550	12.100	12.300	48.950
				Combined Total:				93.500
33	391	Jasmine FISCHBECK BLGA	Prelims	12.300	11.000	10.750	11.450	45.500
			Finals	13.100	11.250	10.250	12.650	47.250
				Combined Total:				92.750
34	464	Thea PENNY DEGB	Prelims	11.150	12.200	11.100	12.250	46.700
			Finals	11.650	10.750	11.250	12.250	45.900
				Combined Total:				92.600
35	787	Casey BACON SHGY	Prelims	12.650	9.400	10.500	11.700	44.250
			Finals	13.350	10.650	12.050	11.700	47.750
				Combined Total:				92.000
36	527	Chloe TOGNI GCGC	Prelims	12.650	9.600	11.050	11.300	44.600
			Finals	13.050	10.200	11.750	12.250	47.250
				Combined Total:				91.850
37	974	Kate BICKERTON FLGC	Prelims	12.350	12.250	12.150	11.750	48.500
			Finals	13.200	7.800	10.100	12.150	43.250
				Combined Total:				91.750
38	461	Nicola LUM DEGB	Prelims	12.400	9.300	11.100	12.250	45.050
			Finals	12.600	10.400	11.400	12.100	46.500
				Combined Total:				91.550
39	459	Elizabeth GRALTON DEGB	Prelims	11.700	12.100	10.000	12.100	45.900
			Finals	11.850	9.500	11.100	12.000	44.450
				Combined Total:				90.350
40	571	Bridie FRANKS KSCG	Prelims	12.350	9.800	11.600	10.300	44.050
			Finals	13.100	10.600	11.200	10.850	45.750
				Combined Total:				89.800
41	789	Ireland KEEP SHGY	Prelims	12.450	8.800	11.650	11.350	44.250
			Finals	13.100	9.700	9.900	11.950	44.650
				Combined Total:				88.900
42	467	Casey WESSLING DEGB	Prelims	11.500	8.700	11.250	11.800	43.250
			Finals	11.500	9.450	10.850	12.000	43.800
				Combined Total:				87.050

2017 National Clubs Carnival WAG Day 2

Meet Results Level 10 Day 1 & Day 2

Women / 10
Session: All

Sep 22-29, 2017





Rank	Num	Name/Gym						AA
43	810	Sarah STEVENS SOGC	Prelims Finals	12.000 12.550	9.900 9.200	10.150 10.400	11.250 10.950	43.300 43.100
Combined Total:								86.400
44	788	Melissa CHAMBERS SHGY	Prelims Finals	10.800 11.900	12.650 10.550	9.350 9.950	9.550 10.600	42.350 43.000
Combined Total:								85.350
45	904	Hayley COATES SCGC	Prelims Finals	11.400 12.400	12.000 10.000	10.250 10.450	9.400 9.200	43.050 42.050
Combined Total:								85.100
46	765	Sophia CRISANTE PRGA	Prelims Finals	12.500 —	11.400 10.500	13.200 —	12.050 11.800	49.150 22.300
Combined Total:								71.450
47	686	Ruby HONRADO MOYC	Prelims Finals	11.250 11.550	— 0.000	12.150 10.850	12.600 12.150	36.000 34.550
Combined Total:								70.550
48	466	Samantha WATKIN DEGB	Prelims Finals	11.250 11.900	11.450 9.100	11.600 12.600	— —	34.300 33.600
Combined Total:								67.900
49	641	Giulia ARCHER MLCG	Prelims Finals	— —	12.300 10.200	11.900 10.500	12.750 —	36.950 20.700
Combined Total:								57.650
50	766	Tiarna LE MURA PRGA	Prelims Finals	13.300 13.450	— 0.000	12.600 12.000	— —	25.900 25.450
Combined Total:								51.350
51	525	Clairee LEE- JOE GCGC	Prelims Finals	11.250 11.600	11.600 10.950	— —	— —	22.850 22.550
Combined Total:								45.400
52	808	Nikki MCMENAMIN SOGC	Prelims Finals	12.200 —	— —	— —	10.450 —	22.650 0.000
Combined Total:								22.650
53	685	Carly HOGG MOYC	Prelims Finals	— —	11.700 8.250	— —	— —	11.700 8.250
Combined Total:								19.950
54	895	Kate PARSONS GCGC	Prelims Finals	— —	11.700 7.900	— —	— —	11.700 7.900
Combined Total:								19.600
55	465	Madison THOMPSON DEGB	Prelims Finals	— —	— —	— —	10.300 —	10.300 0.000
Combined Total:								10.300
56T	468	Madison YOUNG DEGB	Prelims Finals	— —	— —	— —	— —	0.000 0.000
Combined Total:								0.000

2017 National Clubs Carnival WAG Day 2

Meet Results Level 10 Day 1 & Day 2

Women / 10
Session: All

Sep 22-29, 2017

Rank	Num	Name/Gym						AA
56T	526	Anna-Carolina LOZANO GCGC	Prelims	—:—	—:—	—:—	—:—	0.000
			Finals	—:—	—:—	—:—	—:—	0.000
							Combined Total:	0.000
56T	646	Porscha ROTTY MLCG	Prelims	—:—	—:—	—:—	—:—	0.000
			Finals	—:—	—:—	—:—	—:—	0.000
							Combined Total:	0.000
56T	768	Tiana ODESSA PRGA	Prelims	—:—	—:—	—:—	—:—	0.000
			Finals	—:—	—:—	—:—	—:—	0.000
							Combined Total:	0.000