





2017 National Clubs Carnival WAG

Team Results Level 10

Women / 10
Session: 05G,06G,07G

Sep 22-29, 2017

Rank	Gym	Team	Score				
1	MLCG	ML1	156.750	38.900 4	38.500 2	39.300 1	40.050 1
2	DEGB	DG1	154.550	39.750 1	38.200 3	37.950 2	38.650 4
3	SCGC	SC1	153.500	39.350 3	39.250 1	35.000 10	39.900 2
4	MOYC	MY1	152.250	39.500 2	36.650 4	37.200 3	38.900 3
5	BLGA	BG1	146.750	37.250 6	36.350 5	36.550 5	36.600 6
6	CCGC	CC1	145.150	36.900 10T	36.300 6	35.600 9	36.350 7
7	GCGC	GC1	144.200	36.900 10T	35.750 7	36.650 4	34.900 10
8	SOGC	SG1	143.650	37.050 8	33.850 10	36.050 8	36.700 5
9	KSCG	KS1	141.850	37.000 9	34.100 9	36.250 7	34.500 11
10	WAGC	WG1	140.350	37.200 7	34.300 8	33.200 12	35.650 9
11	DEGB	DG2	138.350	35.150 13	32.950 11	33.950 11	36.300 8
12	SHGY	SG1	130.850	35.900 12	30.850 12	31.500 13	32.600 12
13	PRGA	PG1	124.250	38.850 5	24.150 13	36.450 6	24.800 13
14	FLGC	FL1	93.050	25.100 14	21.350 14	22.900 14	23.700 14

2017 National Clubs Carnival WAG

Meet Results Level 10 Day 1

Women / 10
Session: 05G,06G,07G

Sep 22-29, 2017

Judge's Signatures

Rank	Num	Name	Gym					AA
1	645	Lauren PENGELLY	MLCG	13.100 9	13.250 4	13.750 1	14.000 1	54.100 1
2	458	Christine CROSS	DEGB	12.150 36	13.650 1T	13.700 2	13.000 9	52.500 2
3	642	Olivia BURNETT	MLCG	13.300 6*	12.950 7	12.700 10T	13.300 5	52.250 3
4	809	Anna ROWE	SOGC	12.600 19T	12.500 13	13.550 3	13.100 7T	51.750 4
5	906	Georgia KEANE	SCGC	13.800 1	13.650 1T	10.550 43	13.650 3	51.650 5
6	394	Edan SHORTEN	BLGA	12.350 28*	13.550 3	12.400 17T	13.250 6	51.550 6
7	463	Isabelle MUSGRAVE	DEGB	13.350 5	12.450 14T	11.550 34	13.100 7T	50.450 7
8	905	Zoe EVANS	SCGC	12.750 15*	13.150 5	10.650 41T	13.850 2	50.400 8
9	460	Zoe HARDEN	DEGB	13.600 3	11.700 29*	12.500 15T	12.550 15	50.350 9
10	572	Eleanor HIGGINBOTHAM	KSCG	12.900 11*	12.100 22T	12.800 9	12.500 16	50.300 10
11	687	Isla RUSSELL	MOYC	12.350 28T	12.300 17T	12.650 12	12.800 10	50.100 11
12	684	Hannah CLYNES	MOYC	13.500 4	12.650 11T	11.750 25T	12.100 24T	50.000 12
13	392	Jorgie HILLS	BLGA	12.600 19T	11.800 28	13.400 4	11.900 30T	49.700 13
14	524	Racheal GRAHAM	GCGC	12.050 37	12.450 14T	13.050 6T	11.700 36T	49.250 14
15	767	Brigit MCMAHON	PRGA	13.050 10	12.750 9	10.650 41T	12.750 11*	49.200 15
16T	688	Kianne WELLS	MOYC	13.650 2	9.600 45T	12.400 17T	13.500 4	49.150 16T
16T	765	Sophia CRISANTE	PRGA	12.500 22T	11.400 35	13.200 5	12.050 26T	49.150 16T
18	411	Tiasha URSINO	CCGC	11.500 42T	12.700 10	13.050 6T	11.550 40	48.800 18
19	643	Miranda DELANEY	MLCG	11.600 41	11.850 26T	12.850 8	12.400 17T	48.700 19
20	974	Kate BICKERTON	FLGC	12.350 28*	12.250 19	12.150 20T	11.750 35	48.500 20
21	807	Isabel CARRASCO	SOGC	12.250 33	11.450 33T	12.350 19	12.350 19	48.400 21
22T	412	Zoe WEST	CCGC	12.500 22T	13.100 6	10.450 45	12.150 22T	48.200 22T
22T	644	Madeleine MITRA	MLCG	12.500 22T	11.900 25	11.650 27T	12.150 22T	48.200 22T
24	409	Tahlia GEE	CCGC	12.900 11*	10.500 41	12.100 22	12.650 13	48.150 24
25	908	Anneke STEVENS	SCGC	12.800 13T	12.450 14T	12.700 10T	9.950 48	47.900 25

2017 National Clubs Carnival WAG

Meet Results Level 10 Day 1

Women / 10
Session: 05G,06G,07G

Sep 22-29, 2017





Rank	Num	Name	Gym					AA
26	836	Sophie HUNTER	WAGC	12.450 25*	11.850 26T	11.650 27T	11.800 32T	47.750 26
27T	523	Courtney CREGTEN	GCGC	12.200 34T	11.000 38T	12.550 14	11.900 30T	47.650 27T
27T	462	Jemma MOLO	DEGB	12.800 13T	11.100 37	11.750 25T	12.000 28	47.650 27T
29	570	Sophie DELANY	KSCG	11.750 39	12.200 20T	11.850 24	11.700 36T	47.500 29
30T	835	Grace GILL	WAGC	13.300 6*	12.800 8	9.050 50	12.050 26T	47.200 30T
30T	907	Minski QUAYLE	SCGC	12.550 21	10.600 40	11.650 27T	12.400 17T	47.200 30T
32	464	Thea PENNY	DEGB	11.150 50	12.200 20T	11.100 36T	12.250 20T	46.700 32
33	459	Elizabeth GRALTON	DEGB	11.700 40	12.100 22T	10.000 48	12.100 24T	45.900 33
34	647	Lisa-Nadine TAN	MLCG	11.200 49	11.250 36	11.650 27T	11.700 36T	45.800 34
35	391	Jasmine FISCHBECK	BLGA	12.300 32	11.000 38T	10.750 39T	11.450 41	45.500 35
36	889	Georgia MCDERMOTT	WAGC	11.450 44	9.650 44	12.500 15T	11.800 32T	45.400 36
37	461	Nicola LUM	DEGB	12.400 27	9.300 48	11.100 36T	12.250 20T	45.050 37
38	527	Chloe TOGNI	GCGC	12.650 17*	9.600 45T	11.050 38	11.300 43	44.600 38
39	975	Tahlia WINTER-WEIDNER	FLGC	12.750 15*	9.100 49	10.750 39T	11.950 29	44.550 39
40T	789	Ireland KEEP	SHGY	12.450 25*	8.800 50	11.650 27T	11.350 42	44.250 40T
40T	787	Casey BACON	SHGY	12.650 17*	9.400 47	10.500 44	11.700 36T	44.250 40T
42	571	Bridie FRANKS	KSCG	12.350 28T	9.800 43	11.600 32*	10.300 46T	44.050 42
43	810	Sarah STEVENS	SOGC	12.000 38	9.900 42	10.150 47	11.250 44	43.300 43
44	467	Casey WESSLING	DEGB	11.500 42T	8.700 51	11.250 35	11.800 32T	43.250 44
45	904	Hayley COATES	SCGC	11.400 45	12.000 24	10.250 46	9.400 50	43.050 45
46	788	Melissa CHAMBERS	SHGY	10.800 51	12.650 11T	9.350 49	9.550 49	42.350 46
47	641	Giulia ARCHER	MLCG	—. 52*	12.300 17T	11.900 23	12.750 11*	36.950 47
48	686	Ruby HONRADO	MOYC	11.250 46*	—. 52*	12.150 20T	12.600 14	36.000 48
49	466	Samantha WATKIN	DEGB	11.250 46*	11.450 33T	11.600 32*	—. 51*	34.300 49
50	766	Tiarna LE MURA	PRGA	13.300 6*	—. 52*	12.600 13	—. 51*	25.900 50

2017 National Clubs Carnival WAG

Meet Results Level 10 Day 1

Women / 10
Session: 05G,06G,07G

Sep 22-29, 2017

Rank	Num	Name	Gym					AA
51	525	Claira LEE- JOE	GCGC	11.250 46*	11.600 32	—. 51*	—. 51*	22.850 51
52	808	Nikki MCMENAMIN	SOGC	12.200 34T	—. 52*	—. 51*	10.450 45	22.650 52
53T	895	Kate PARSONS	GCGC	—. 52*	11.700 29T	—. 51*	—. 51*	11.700 53T
53T	685	Carly HOGG	MOYC	—. 52*	11.700 29*	—. 51*	—. 51*	11.700 53T
55	465	Madison THOMPSON	DEGB	—. 52*	—. 52*	—. 51*	10.300 46T	10.300 55
56*	981	Tamara ONG	MLCG	—. 52*	—. 52*	—. 51*	—. 51*	0.000 56*
56*	982	Payton WILLIAMS	SHGY	—. 52*	—. 52*	—. 51*	—. 51*	0.000 56*
56*	526	Anna-Carolina LOZANO	GCGC	—. 52*	—. 52*	—. 51*	—. 51*	0.000 56*
56*	646	Porscha ROTTY	MLCG	—. 52*	—. 52*	—. 51*	—. 51*	0.000 56*